



LINCOLN
A PRIORY ACADEMY

March 2020

Dear Parent/Carer,

In an effort to maintain continuity of education for the period of school closure, we are putting measures in place to ensure that learning is ongoing and that contact between pupils and class teachers can be maintained. More than ever, we are reliant on working in partnership with parents in an endeavour to guarantee that this occurs and that we do all we can to improve the life chances of our young people, particularly in this time of uncertainty.

Your child will have received some paper resources with this letter to provide home learning materials for the short-term. From this point on, we would like to work electronically where possible, as outlined below. In order for this to be effective, wi-fi access and a computer with monitor and keyboard or a tablet will be necessary. Should these things not be available to your child, please contact the Academy at your earliest possible convenience so that we can provide an alternative means of access.

Either way, we encourage the establishment of working routines during the period of home learning and, wherever possible, the provision of a quiet and tidy working space.

Our teachers will be uploading learning activities by teaching group to the Class Charts application which we have previously used for homework. This will inform the pupils of the learning activity expected for each subject.

<https://www.classcharts.com/student/login>

Once the pupils access Class Charts, they may find a link which is likely to connect them to other learning platforms such as Sharepoint, GCSEPod and Seneca, all of which can be accessed through our Citrix portal. Instructions for accessing Class Charts and Citrix are included below and the pupils have been reminded of this and the additional applications access recently. Please don't hesitate to get in touch if they have mislaid their personal log-ins.

In addition, the mathematics department have adopted a new platform for learning called Khan Academy which will allow personalised feedback and remote monitoring by teachers. The individual log-in information for this is contained within this pack.

However, Class Charts will be the access point for pupils to check what has been set in which subject and the links to relevant platforms will be evident.

Headteacher: Mr R Trow

The Priory Lincoln Academy, Skellingthorpe Road, Lincoln, Lincolnshire, LN6 0EP

Tel: 01522 882800 **Email:** generalenquiries@priorycity.co.uk www.priorycity.co.uk

The Priory Lincoln Academy is part of The Priory Federation of Academies Trust. For further information please contact:

The Priory Federation of Academies Trust, Cross O'Cliff Hill, Lincoln LN5 8PW **Telephone:** 01522 889977

Registered Company No: 6462935. DfE Registration No: 135564



As well as the specific subject work, your child should read for at least 30 minutes each evening. Evidence suggests that children who read for enjoyment every day not only perform better in reading tests than those who don't, but also develop a broader vocabulary, increased general knowledge and a better understanding of other cultures. In fact, reading for pleasure is more likely to determine whether a child does well at school than their social or economic background. Reading could be from a range of sources, such as newspapers, fiction or nonfiction.

We are determined to do all we can to continue our commitment to the education of our pupils in these ever-changing times and we thank you once again for your support in this.

Yours sincerely,

R Trow

How can I log on to Classcharts?

1. In any search engine type in "Classcharts". **You do not need to do this through Citrix.**
2. Click www.classcharts.com
3. Click on "Login" and select "student"



4. Type in your log in details:

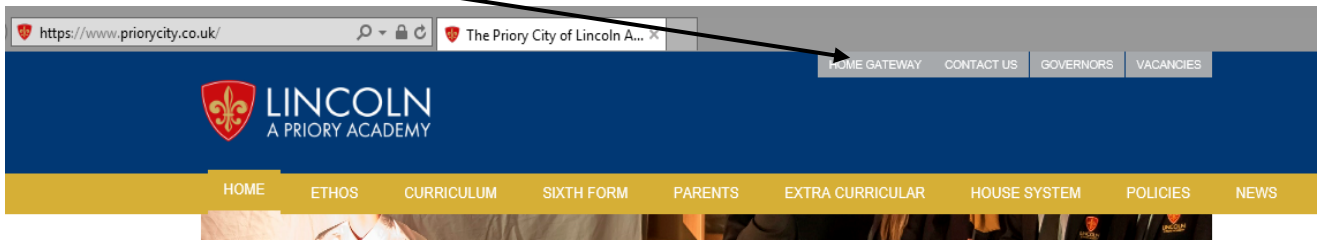
A screenshot of the ClassCharts login form. The form is titled 'Log in' and has three tabs: 'Teacher', 'Parent', and 'Student'. The 'Student' tab is selected and highlighted in blue. Below the tabs is a text input field labeled 'Pupil code' with a blue eye icon to its right. Below the input field is a checked checkbox labeled 'Remember me' and an orange 'Log in' button. Below the button is a note: 'To log in and view your report you will need to enter the code provided to you by your teacher.' At the bottom of the form, it says 'Log in with:'.

If you have any problems with logging on to classcharts (or your parents), please contact Miss Cass on dcass@prioryacademies.co.uk

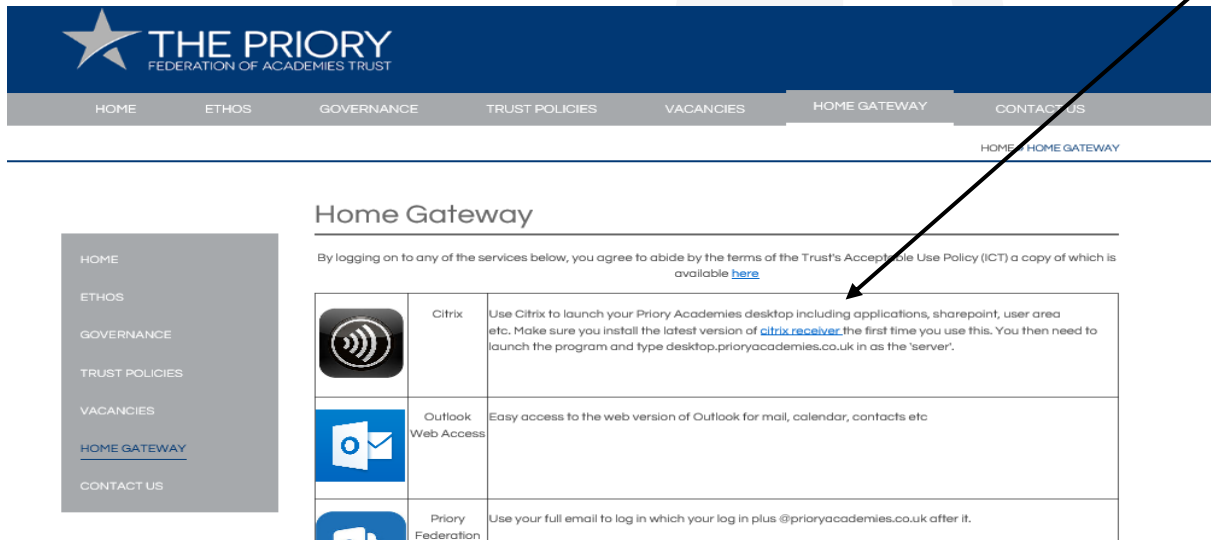
How do I sign in to the Academy platform?

1. In any search engine type "Priory Lincoln Academy".
2. Click www.priorycity.co.uk

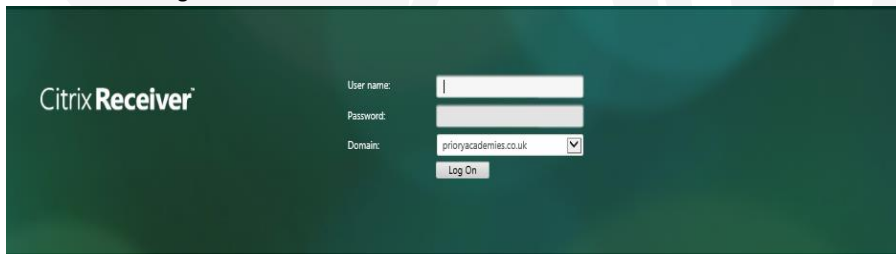
3. Click "Home Gateway"



4. This will give you options to sign in to a few platforms that the Academy uses. You will need to download the application "Citrix" to enable you to access all areas of Sharepoint to help you reach all your learning needs.

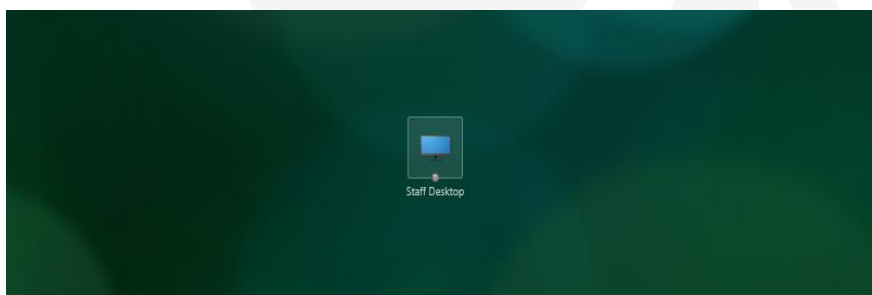


5. You will then reach a log in screen.



Here you need to type in your normal log in for Academy computers. (It will start with C21....)

6. You may get a monitor symbol on the green screen. Click the symbol (yours should say 'student' and not 'staff').



7. You should now be logged on your desktop to be able to access all of your documents and applications you would normally use in the Academy. If you have any problems with this, please contact: lincolnit@prioryacademies.co.uk